

This Unit Assembled In The USA!



12V Portable - Foldable Solar Panel Charging Systems

The **SOLARLAND SLPF Series** of portable solar chargers is the third generation design. Originally designed for humanitarian efforts in Africa these products are widely used in a wide range of applications including: RV, camping, boating, hunting, disaster recovery and military.

- VERSATILE, RUGGED DESIGN!
- NO NEED TO MAKE HOLES IN THE ROOF OF YOUR VEHICLE
- PARK IN THE SHADE, PUT THE PANEL IN THE SUN!
- SIMPLE 'PLUG 'N PLAY' SYSTEM
- ADJUSTABLE ANGLE RANGING FROM 20°-60° FOR MAXIMUM ENERGY ABSORPTION
- COMPACT SIZE, FOLDING EASILY FOR STORAGE AND TRANSIT



SLPF FOLDING PANEL KITS

KIT IS COMPLETE WITH:



CARRY CASE
for safe transportation and storage is standard with every kit.



BATTERY CLAMP & RING TERMINAL
They are provided as standard items.



STRAP ADJUSTABLE LEGS
are easily adjusted allowing for maximum power generation based on location and time of day.



CARRY HANDLE & LOCKING FASTENERS
Models only allow for easy handling. The fasteners lock the panel shut while in transit. (SLP080F-12S & SLP120F-12S)






SMART PWM CONTROLLER
safely regulates battery charging. An LED display clearly indicates the state of charge and a toggle switch allows for Lead-Acid and GEL style battery charging.



CAR STYLE CIGARETTE CONNECTIONS
They are provided as standard items.

TECHNICAL SPECIFICATIONS

SPECIFICATIONS	SLCK-040-12	SLP080F-12S	SLP120F-12S
			
Max. Power	40W	80W	120W
Nominal System Voltage	12V	12V	12V
Minimum Charge Start Voltage	8V(Controller will not work with a battery lower than 8V)		
PV Panel	Aluminum/Glass Multi-Crystalline		
NO. Panels	1pc	2pcs x40W panels in parallel	2pcs x60W panels in parallel
Folded Size	469 x 678 x 40mm	469 x 678 x 80mm	675 *687*80mm
CONTROLLER MODEL	SLC-NR1012UH		
PV Panel Voltage at Max. Power	17.2V	17.2V	17.2V
PV Panel Current at Max. Power	2.32A	4.64A	6.96A
Solar Charge Controller	Built in PWM Solar charge controller with USB Port(1A)		
Max. Load Current	10A	10A	10A
In-line Fuse	5A	10A	15A
Operating Temperature	-20°C ~ +50°C	-20°C ~ +50°C	-20°C ~ +50°C
ACCESSORIES INCLUDED			
Carry Case	Cloth	Cloth	Cloth
16.4' Cable Extension	Included	Included	Included
SLSC-02 Battery Clamp Set	Included	Included	Included
Cigarette Style Connector Kit	Included	Included	Included

PACKAGING

Carton Size	740 x 105 x 600mm / 29.13 x 4.13 x 23.62in.	806 x 190 x 574mm / 31.72 x 7.48 x 22.57in.	806 x 190 x 787mm / 31.72 x 7.48 x 30.79in.
Carton Weight	7.65/17 lbs	16.2/ 35.6 lbs	18.9 / 41.6 lbs

STC: Irradiance 1000W/m², AM1.5 spectrum, module temperature 25°C

