

1. User's Guide For CR8 Remote Controller

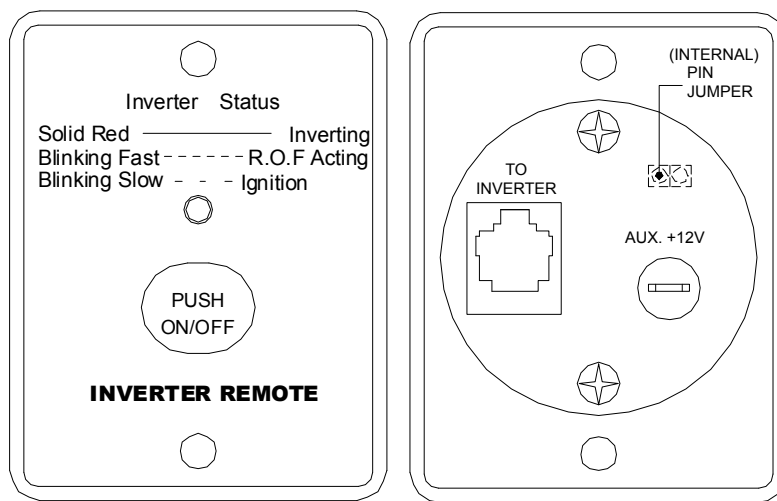
1-1. Features :

- Remote ON/OFF inverter operation
- Ignition lockout information display and Return Override Function Acting

1-2. Specification:

- Input Voltage Range: 10.5 – 60 Vdc depends on Inverter model.
- Operating Temperature Range : 0 – 40 °C
- Storage Temperature Range : - 30 °C - 70 °C
- Stand-By Current Draw : < 40mA
- Applicable Models : ST / SK / SD / SE series

1-3. Introduction :



- This is a simple ON / OFF remote control.
 - * Steady red LED light indicates the Inverter is ON.
 - * Fast flashing red LED light indicates that it is in Return Override Function selection status.
 - * Slow flashing red LED light indicates that it is in Ignition Lockout Function selection status.
- The wire JP1 is placed inside the remote controller and it is to indicate either **Return Override Function** or **Ignition Lockout Function**.
 - * JP1 jumper "Open" – **Return Override Function**
 - * JP1 jumper "Short" – **Ignition Lockout Function**

Please note that the default mode is OPEN.
- The wire must go with a 12 Volt 0.5A fuse with proper sizes.
- Connect the wire RJ-11 to the remote port in front of the panel.
 - * **Ignition Lockout function** – The Ignition lockout function is to turn the Inverter OFF when the auxiliary input wiring is connected to the ACC. (accessory), and 12 Volts is applied.
 - * **Return Override Function** – The **Return Override Function** is to turn the Inverter ON when the auxiliary input wiring is connected to the reverse gear Shift, and 12 Volts is applied.
- Installation Procedure :
 1. Refer to the drawing (see Figure 1) for screw hole and cutout dimensions.
 2. Use the cable between CR8 remote and the inverter.
 3. Switch the inverter to REMO position.

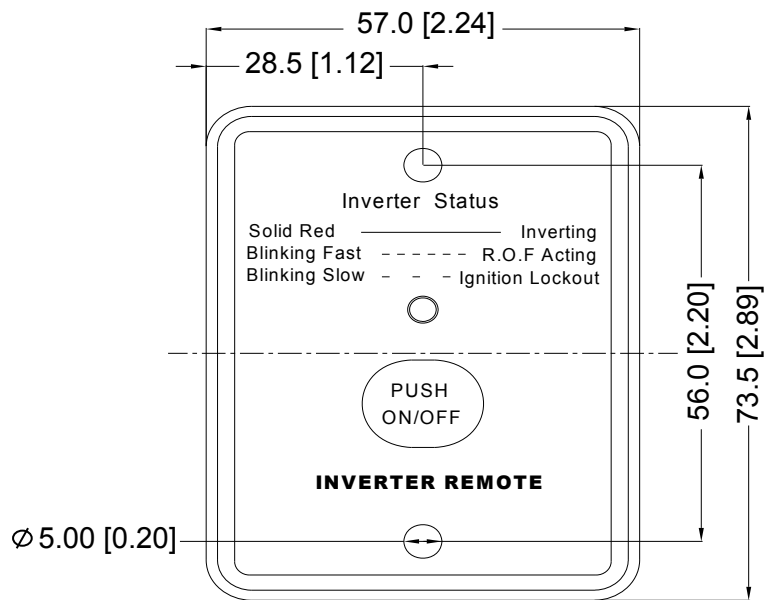
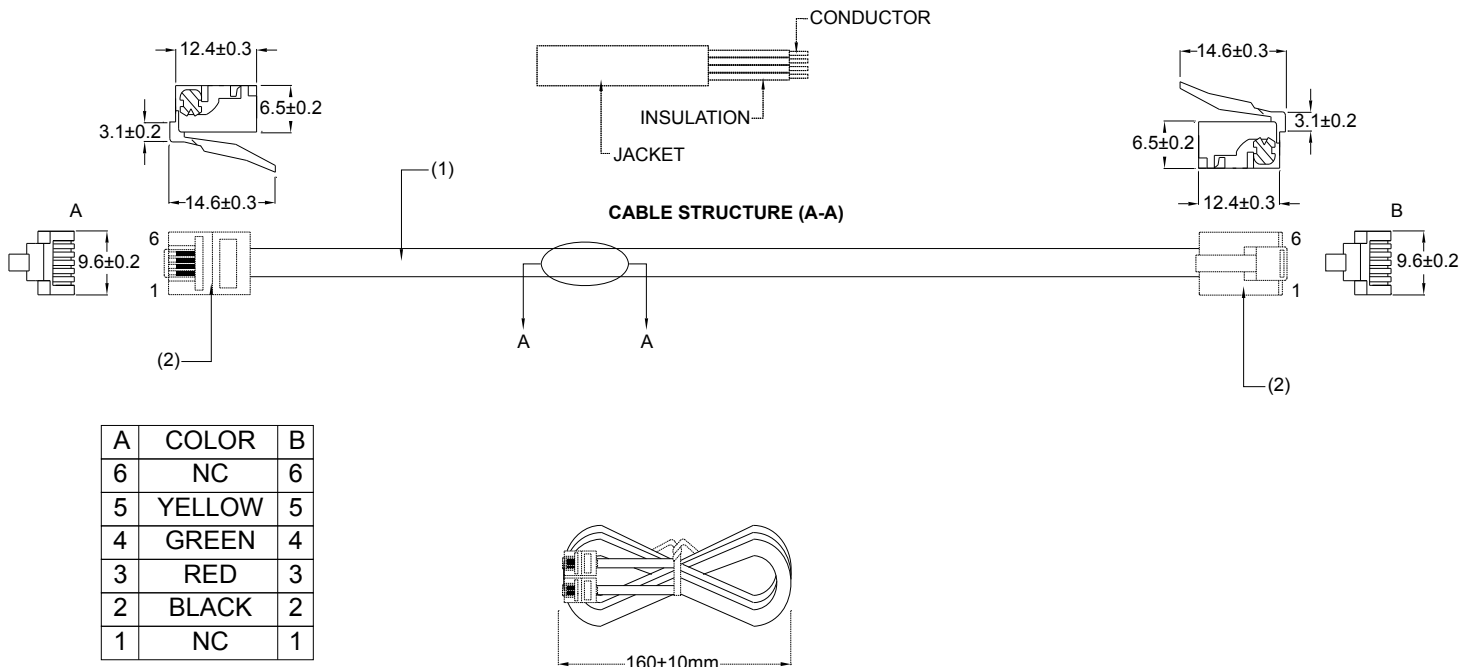


Figure 1

1-4. Drawings of CR-8 Remote Control Cables



WARNING!

DO NOT use standard telephone cable.

No.33, Sec. 2, Renhe Rd., Daxi Dist., Taoyuan City 33548, Taiwan

Phone : +886-3-3891999 FAX : +886-3-3802333

E-mail : sales@cotek.com.tw http : // www.cotek.com.tw