

SystemEdge Pre-Bundled Packages

Review all items

SystemEdge pre-bundled packages combine OutBack's most popular FLEXpower models and energy storage configurations. Every SystemEdge package includes the following:

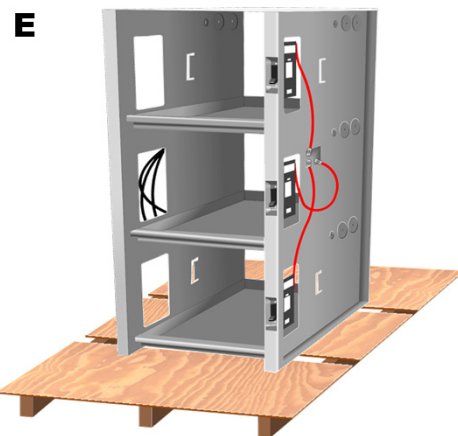
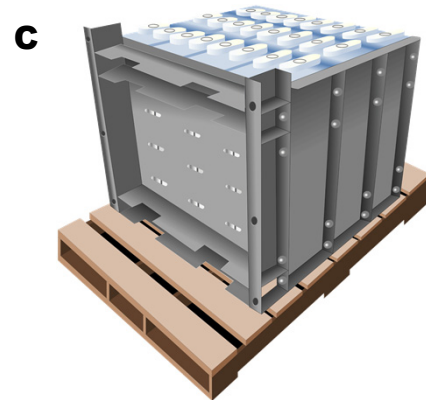
- FLEXpower Radian Integrated System (**A**), 8 kW or 4 kW
- FLEXware ICS combiner (**B**)
- EnergyCell batteries and housing (**C**, or **D & E**)
- Necessary connection hardware (not pictured)

NOTE: Battery cables from FLEXpower Radian to battery bank are not included



One of several EnergyCell battery configurations may be used.


- If a SystemEdge was selected with EnergyCell 2200NC High Capacity batteries (**D**), these ship on two pallets with twelve 2-volt cells. This option requires proper removal from pallets and special lifting equipment for physical installation. The batteries come preassembled in a system-usable rack. No other enclosure is needed. Items **D** and **E** will not be present.
- If a SystemEdge was selected with eight EnergyCell 200RE or 200NC batteries (**D**), it also ships with a separate pallet containing an Integrated Battery Rack (**E**). This configuration uses the IBR-2 enclosure, which has two shelf racks. (The IBR-2 is different than that pictured in **E**.) Item **C** will not be present.
- If a SystemEdge was selected with twelve EnergyCell 200RE or 200NC batteries (not all pictured in **D**), it also ships with a separate pallet containing the IBR-3 (**E**). This enclosure has three shelf racks. Item **C** will not be present.



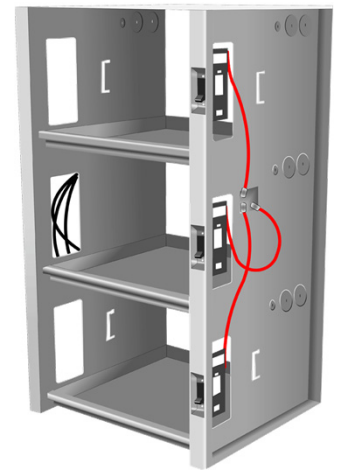
NOTES

Additional information is available at www.outbackpower.com regarding all products shown here. This document does not contain instructions for electrical connections. For detailed instructions, specifications, and other information, see the applicable product literature.


Unpack all items



FLEXpower Radian



IBR-3 Enclosure



EnergyCell NC High Capacity Battery (rack included)



EnergyCell 200RE Battery



EnergyCell 200NC Battery



FLEXware ICS Combiner



WARNING: Personal Injury

The FLEXpower Radian weighs several hundred pounds (in excess of 80 kilograms). Individual batteries can exceed 130 pounds (59 kilograms). Use safe lifting techniques and standard safety equipment when working with this equipment.



IMPORTANT:

Clearance and access requirements may vary by location. Maintaining a 36" (91.4 cm) clear space in front of the system for access is recommended. Consult local electric code to confirm clearance and access requirements for the specific location.

IMPORTANT:
Not intended for use with life support equipment.



Initial Setup

Mount FLEXpower Radian

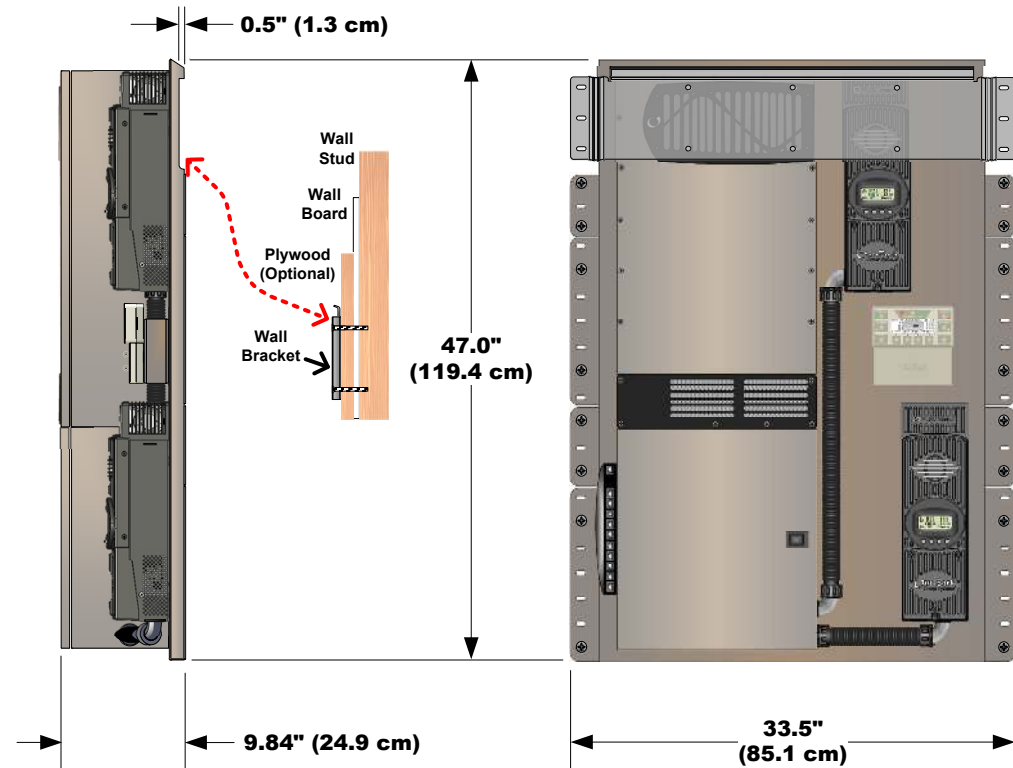
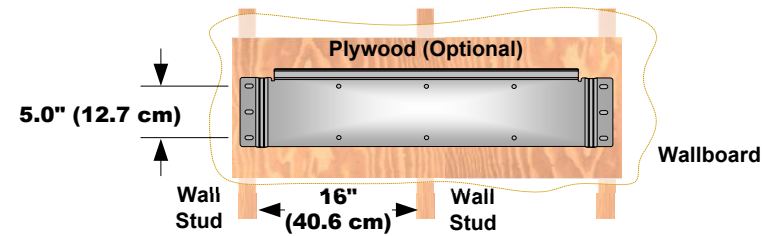


IMPORTANT

- ❖ Working gloves are strongly recommended when performing installation steps.
- ❖ Ensure the mounting surface is strong enough to handle 3 times the total weight of all components.

- Attach the wall bracket with all 6 mounting screws. Center the mounting holes on the wall studs.
- Lift the inverter bracket above the wall bracket. Lower the inverter so that the back plane flange slips into the wall bracket. Ensure the unit is centered on the wall bracket.
- Install the mounting screws. See illustration below* for preferred locations.

NOTE: See the *FLEXpower Radian Quick Start Guide* for more exact mounting instructions.



Contact Information

Telephone: +1.360.435.6030 (Main)
+1.360.618.4363 (Technical Support)
+1.360.435.6019 (Fax)

Mailing Address: Corporate Headquarters
17825 – 59th Avenue NE
Suite B
Arlington, WA 98223 USA

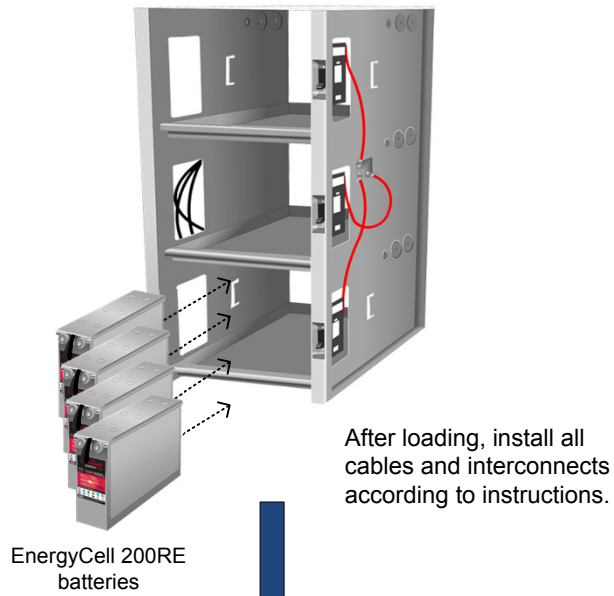
European Office
Hansastraße 8
D-91126
Schwabach, Germany

E-mail and Web Site: Support@outbackpower.com
www.outbackpower.com

Date and Revision

May 2016, Revision A


Load IBR (if present)



Positioning of FLEXpower Radian with IBR



NOTE: The IBR may be installed beneath the FLEXpower Radian as shown. The EnergyCell 2200NC High Capacity system must be installed alongside due to height restrictions.



EnergyCell 200NC batteries

Make Connections

