

Absorbant Glass Mat (AGM) technology for superior performance. Valve regulated, spill proof construction allows safe operation in any position. Approved for transport by air. D.O.T., I.A.T.A., F.A.A. and C.A.B. certified. U.L. recognized under file number MH 20567.

Maintenance-Free

Specification

| | | | |
|---|----------------------------------|-------------|--------------|
| Nominal Voltage | 12 volts | | |
| Nominal Capacity | 77° F (25° C) | | |
| 20-hr. (5.50A) | 110.0 Ah | | |
| 10-hr. (10.23A) | 102.3 Ah | | |
| 5-hr. (18.70A) | 93.5 Ah | | |
| 1-hr. (66.00A) | 66.0 Ah | | |
| Approximate Weight | 65.7 lbs (29.8 kgs) | | |
| Internal Resistance (approx.) | 5mΩ | | |
| Shelf Life (% of normal capacity at 77° F (25° C)) | | | |
| 3 Months | 6 Months | 12 Months | |
| 91% | 82% | 64% | |
| Temperature Dependency of Capacity (20 hour rate) | | | |
| 104° F (40°C) | 77° F (25°C) | 32° F (0°C) | 5° F (-15°C) |
| 102% | 100% | 85% | 65% |
| AGM Operational Temperature | | | |
| Charge | 32° F to 104° F (0° C to 40° C) | | |
| Discharge | 5° F to 113° F (-15° C to 45° C) | | |
| AGM Storage Temperature | 5° F to 104° F (-15° C to 40° C) | | |



Charge Method (Constant Voltage)

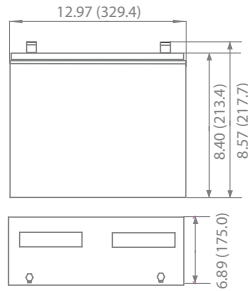
Cycle Use (Repeating Use)

| | |
|-----------------|-----------------|
| Initial Current | 33 A or smaller |
| Control Voltage | 14.6 - 14.8 V |

Float Use

| | |
|-----------------|---------------|
| Control Voltage | 13.6 - 13.8 V |
|-----------------|---------------|

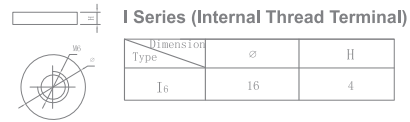
Physical Dimensions: in (mm)



L: 12.97in (329.4 mm)
W: 6.89in (175.0 mm)
H: 8.40in (213.4 mm)
TH: 8.57in (217.7 mm)

Tolerances are +/- 0.04 in. (+/- 1mm) and +/- 0.08 in. (+/- 2mm) for height dimensions. All data subject to change without notice.

Terminals



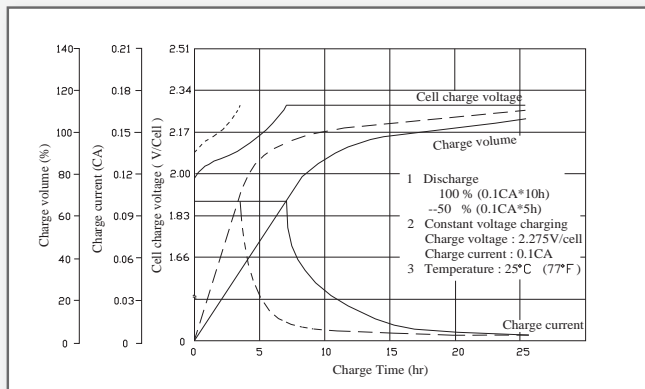
Constant Current Discharge Characteristics Unit:A (25°C, 77°F)

| F.V/Time | 5MIN | 10MIN | 15MIN | 30MIN | 1HR | 2HR | 3HR | 4HR | 5HR | 8HR | 10HR | 20HR |
|----------|-------|-------|-------|-------|------|------|------|------|------|------|------|------|
| 9.60V | 361.1 | 269.3 | 189.5 | 114.7 | 59.9 | 34.9 | 25.6 | 20.0 | 16.5 | 11.6 | 10.5 | 5.7 |
| 10.20V | 325.2 | 245.4 | 169.6 | 108.7 | 56.3 | 33.3 | 24.9 | 19.5 | 16.2 | 11.4 | 10.2 | 5.5 |
| 10.50V | 313.2 | 233.4 | 159.6 | 105.7 | 54.9 | 32.5 | 24.3 | 19.2 | 16.0 | 11.3 | 10.0 | 5.5 |
| 10.80V | 301.2 | 221.4 | 149.6 | 102.7 | 52.9 | 31.7 | 23.7 | 18.9 | 15.6 | 11.0 | 10.0 | 5.4 |
| 11.10V | 289.3 | 209.5 | 139.7 | 99.8 | 50.9 | 30.9 | 22.9 | 18.3 | 15.2 | 10.7 | 9.5 | 5.1 |

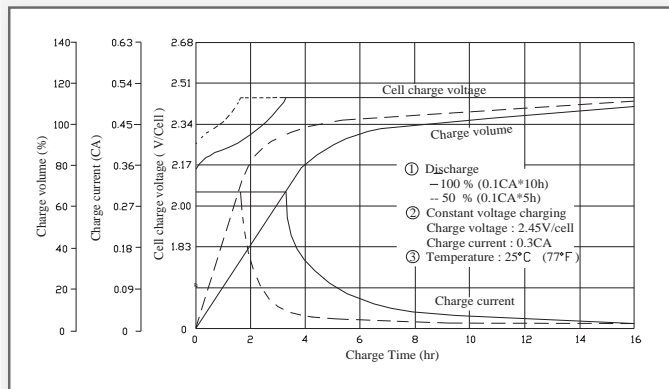
Constant Power Discharge Characteristics Unit:W (25°C, 77°F)

| F.V/Time | 5MIN | 10MIN | 15MIN | 30MIN | 1HR | 2HR | 3HR | 4HR | 5HR | 8HR | 10HR | 20HR |
|----------|--------|--------|--------|--------|-------|-------|-------|-------|-------|-------|-------|------|
| 9.60V | 3919.2 | 2959.6 | 2013.0 | 1217.9 | 693.3 | 404.0 | 297.3 | 231.4 | 190.5 | 134.7 | 121.7 | 65.5 |
| 10.20V | 3610.0 | 2724.2 | 1882.3 | 1207.0 | 651.4 | 386.0 | 289.3 | 225.4 | 149.7 | 131.7 | 118.7 | 63.8 |
| 10.50V | 3552.1 | 2647.4 | 1809.5 | 1199.0 | 630.4 | 377.1 | 282.3 | 221.4 | 184.5 | 130.7 | 116.7 | 63.0 |
| 10.80V | 3506.2 | 2577.5 | 1741.6 | 1196.0 | 613.5 | 369.1 | 276.3 | 217.5 | 181.5 | 127.7 | 115.7 | 62.7 |
| 11.10V | 3442.4 | 2492.8 | 1661.8 | 1187.0 | 605.5 | 368.1 | 273.3 | 216.5 | 180.5 | 126.7 | 112.7 | 60.8 |

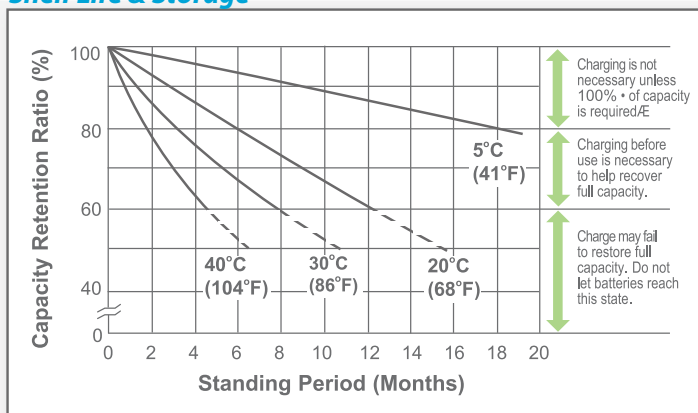
Battery Charging Characteristics for Standby Use



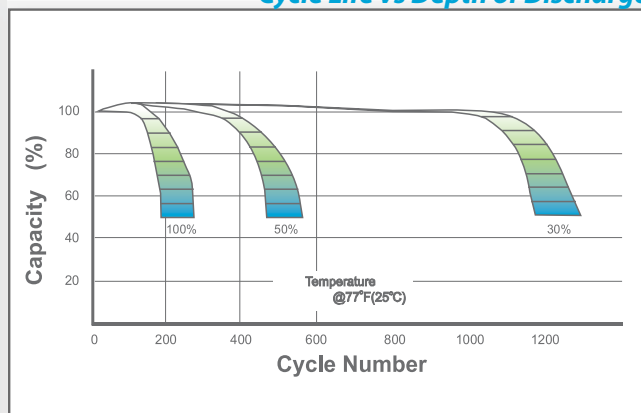
Battery Charging Characteristics for Cyclic Use



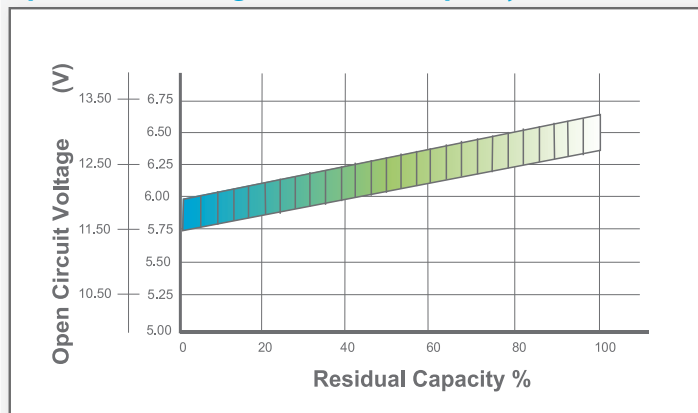
Shelf Life & Storage



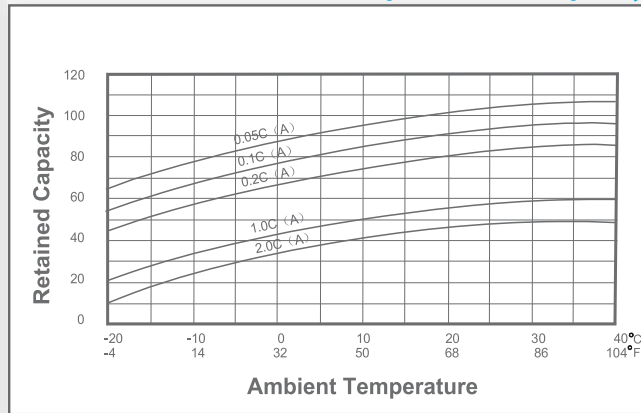
Cycle Life vs Depth of Discharge



Open Circuit Voltage vs Residual Capacity



Effect of Temperature on Capacity



Charge Current & Final Discharge Voltage

| Application | Charge Voltage(V/Cell) | | | Max.Charge Current | Final Discharge Voltage V/Cell | 1.75 | 1.70 | 1.60 | 1.30 |
|-------------|------------------------|-----------|-----------------|--------------------|--------------------------------|----------|---------------|---------------|----------|
| | Temperature | Set Point | Allowable Range | | | | | | |
| Cycle Use | 25°C(77°F) | 2.45 | 2.43-2.47 | 0.30C | Discharge | 0.2C>(A) | 0.2C<(A)<0.5C | 0.5C<(A)<1.0C | (A)>1.0C |
| Standby | 25°C(77°F) | 2.285 | 2.27-2.30 | | Current(A) | | | | |



ISO 9001 :2008

Let UPG Power Your Life.

www.upgi.com