

CROWN[®]

THE POWER OF 1

VRLA AGM | Non-Spillable | Maintenance-Free

Power Sheet.

12CRV230 AGM Deep Cycle




Crown Battery Manufacturing's team of product and application experts welcome the opportunity to discuss your technical requirements during the design and specification stage. To access this support, please contact:

Crown Battery Manufacturing's Product Support Department

+1.419.334.7181 / Fax +1.419.334.7124
commercial@crownbattery.com

TERMINAL STYLE

Standard



PHYSICAL SPECIFICATIONS

| BCI Group Size | Model Description | Nominal Voltage | Length | | Width | | Container Height | | Terminal Height | | Weight | | Cover & Container Material | Case to Cover Seal Method |
|----------------|-------------------|-----------------|--------|-----|-------|-----|------------------|-----|-----------------|-----|--------|------|----------------------------|---------------------------|
| | | | in | mm | in | mm | in | mm | in | mm | lbs | kgs | | |
| 921 | 12CRV230 | 12 | 15.52 | 394 | 7.01 | 178 | 13.51 | 343 | 14.53 | 369 | 145 | 66.0 | ABS | Heat Seal |

ELECTRICAL SPECIFICATIONS

| Ampere Hour Capacity (Ah) | | | | | Discharge Capacity Minutes | | | | | KWH (kWh) | Int Res. | Short Circuit Current |
|---------------------------|------|--------|-------|------|----------------------------|-----|-----|-----|------|-----------|-------------|-----------------------|
| CCA | CA | 100 Hr | 20 Hr | 5 Hr | 75A | 25A | 20A | 15A | 5A | 100 Hr | 80°F / 27°C | Amperes |
| 900 | 1125 | 253 | 230 | 198 | 130 | 541 | 695 | 938 | 1995 | 2.94 | 2.3 | 2300 |

AGM BATTERY STATE OF CHARGE MEASUREMENT

| State of Charge Percentage | 100% | 75% | 50% | 25% | 0% |
|--------------------------------|-------|-------|-------|-------|-------|
| Open Circuit Voltage - Cell | 2.14 | 2.09 | 2.04 | 1.99 | 1.94 |
| Open Circuit Voltage - Battery | 12.84 | 12.54 | 12.24 | 11.94 | 11.64 |

APPLICATION NOTES

| Operating Temperature Range | Self Discharge | Terminal & Torque Specifications | Best Practices |
|---|---|---|---|
| <p>Maximum Limit -4°F to 120°F (-20°C to 49°C) with proper temperature compensation controls. Lead acid batteries are temperature sensitive: refer to the temperature / capacity projection chart to identify available capacity at the application operating temperature.</p> <p>Application Note: Maintain a state of charge greater than 60% when operating batteries at temperatures below 32°F (0°C).</p> | <p>Approximately 3% per month at 80°F (27°C). Rate of self discharge will vary depending on storage temperature.</p> <p>Freshening charge recommended for inventory at 75% SOC voltage.</p> | <p>SAE / Automotive Terminal: 50 to 70 in-lbs / 6 to 8 Nm</p> <p>Stainless Threaded Terminal: 100 to 120 in-lbs / 11 to 14 Nm</p> <p>Fastener Type: M8 – 1.25 S/S Serrated-Face Hex Flange Nut</p> <p>Battery terminal connections should be secured and tight at all times. Replace torn or damaged cabling or connectors.</p> | <p>Safety is Your Responsibility! Keep sparks, flames and cigarettes away from batteries at all times. Maintain good ventilation when working on or charging batteries.</p> <p>Keep batteries and terminal connections clean, dry and free of dirt and corrosion. Do not tamper with vent structures.</p> <p>Optimize the life of your batteries by limiting duty cycle depth of discharge to 75% or less.</p> <p>Charging service must be performed with equipment configured to support the charging recommendations herein. Opportunity charging service can be performed when batteries are no more than 50% discharged. Batteries must be fully recharged after the termination of duty cycle usage. Chronic under-charge or over-charge will shorten battery life.</p> |

12CRV230 AGM Deep Cycle Battery

CYCLIC CHARGING

| Constant Voltage Charging | | | |
|---------------------------|---------------|-----------------------------|---------------|
| CYCLE CHARGE: | 7.20 - 7.41 V | Temperature Correction: | +/- 3 mV / °C |
| FLOAT CHARGE: | 6.60 V | Recommended Charge Current: | 40 Amperes |
| | | Maximum Charge Current: | 80 Amperes |

Cyclic applications exceeding 50% depth-of-discharge may require different charger voltage set points. Contact Crown Battery to discuss your application requirements.

DEPTH OF DISCHARGE EFFECT ON CYCLE LIFE

| 75% DOD Cycles | End-Cycle Voltage | 50% DOD Cycles | End-Cycle Voltage | 25% DOD Cycles | End-Cycle Voltage |
|----------------|-------------------|----------------|-------------------|----------------|-------------------|
| 525 | 5.97 | 950 | 6.12 | 2300 | 6.27 |

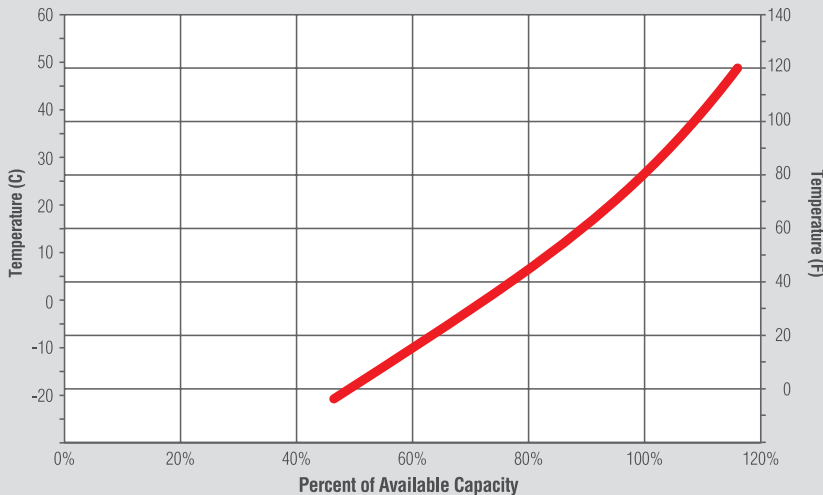
The battery life references presented above are estimations based upon life cycle testing conducted at Crown Battery Manufacturing's Test Center in Fremont, Ohio USA. The data references are nominal and should not be construed as maximum or minimum values for specifications or final design. Data for this product type may vary from that shown herein, and Crown Battery makes no warranties based upon the data shown above.

RENEWABLE POWER CHARGING

Proper charging of renewable power batteries is essential to optimize the performance and life of the batteries. To ensure dependability and life batteries should be charged after each discharge period. Regular monitoring of battery voltage condition is recommended to verify system recharging performance. Refer to the following table for additional charge control setting information.

| Voltage Setting | VPC | System Voltage | | |
|-----------------|-----------|----------------|-------------|-------------|
| | | 12 Volts | 24 Volts | 48 Volts |
| Bulk | 2.40-2.45 | 14.40-14.70 | 28.80-29.40 | 57.60-58.80 |
| Absorption | 2.47 | 14.82 | 29.64 | 59.28 |
| Float | 2.20 | 13.20 | 26.40 | 52.80 |

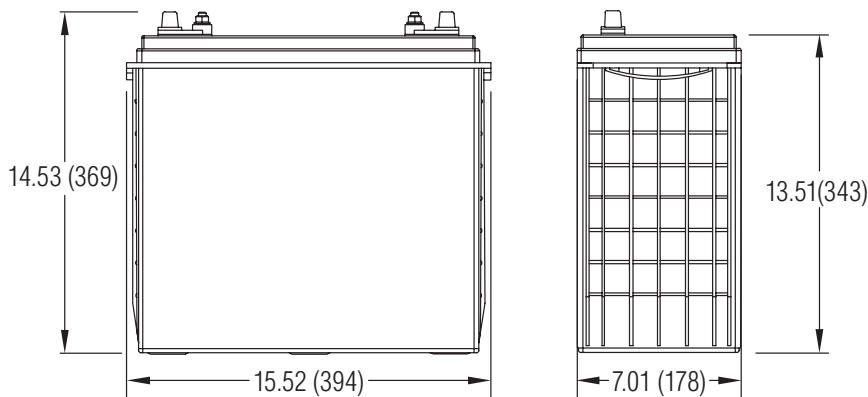
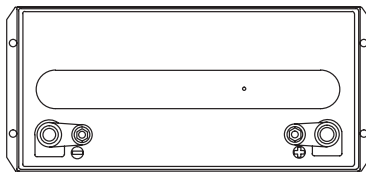
AVAILABLE CAPACITY AT APPLICATION OPERATING TEMPERATURE



Effect of Ambient Temperature on Battery Life

Typical battery life is based upon a baseline operating temperature of 80°F / 27°C. Temperature increases of 15°F / 10°C over the baseline will cause the battery's rate of internal chemical reactions to double – something that will reduce battery life due to the accelerated deterioration of internal components.

Please contact Crown Battery to discuss any minimal requirements for battery life when operating batteries in temperatures greater than 80°F / 27°C.



The Power Behind Performance



1445 Majestic Drive | P.O. Box 990
 Fremont, OH 43420-0990 USA
 +1.419.334.7181 | Fax +1.419.334.7124
www.crownbattery.com
commercial@crownbattery.com

The data shown are nominal and should not be construed as maximum or minimum values for specification or final design. Data for this product type may vary from that shown herein.

Visit our website at www.crownbattery.com