





# KuPower

## HIGH EFFICIENCY MONO PERC MODULE




### CS3K-315 | 320 | 325 | 330MS



#### (1000 V / 1500 V)

#### MORE POWER

-  Low power loss in cell connection
-  Low NMOT:  $41 \pm 3 \text{ }^\circ\text{C}$   
Low temperature coefficient (Pmax):  $-0.37 \text{ } \%/ \text{ }^\circ\text{C}$
-  Better shading tolerance
-  High PTC  
High PTC rating of up to: 93.11 %

#### MORE RELIABLE

-  Lower hot spot temperature
-  Minimizes micro-cracks
-  Heavy snow load up to 6000 Pa,  
wind load up to 4000 Pa\*

-  **25 years** linear power output warranty
-  **10 years** product warranty on materials and workmanship

#### MANAGEMENT SYSTEM CERTIFICATES

ISO 9001:2015 / Quality management system  
 ISO 14001:2015 / Standards for environmental management system  
 OHSAS 18001:2007 / International standards for occupational health & safety

#### PRODUCT CERTIFICATES\*

IEC 61215 / IEC 61730: VDE / CE / MCS / CEC AU  
 UL 1703 / IEC 61215 performance: CEC listed (US) / FSEC (US Florida)  
 UL 1703: CSA / IEC61701 ED2: VDE / IEC62716: VDE / IEC60068-2-68: SGS  
 Take-e-way



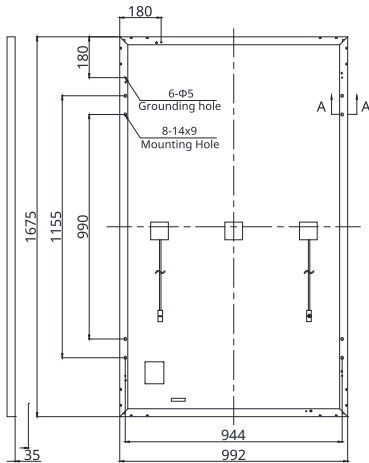
\*We can provide this product with special BOM specifically certified with salt mist, ammonia and sand blowing tests. Please talk to our local technical sales representatives to get your customized solutions.

**CANADIAN SOLAR (USA), INC.** is committed to providing high quality solar products, solar system solutions and services to customers around the world. No. 1 module supplier for quality and performance/price ratio in IHS Module Customer Insight Survey. As a leading PV project developer and manufacturer of solar modules with over 30 GW deployed around the world since 2001.

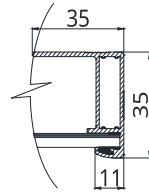
\* For detailed information, please refer to the Installation Manual.

## ENGINEERING DRAWING (mm)

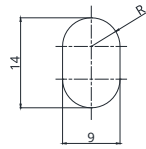
### Rear View



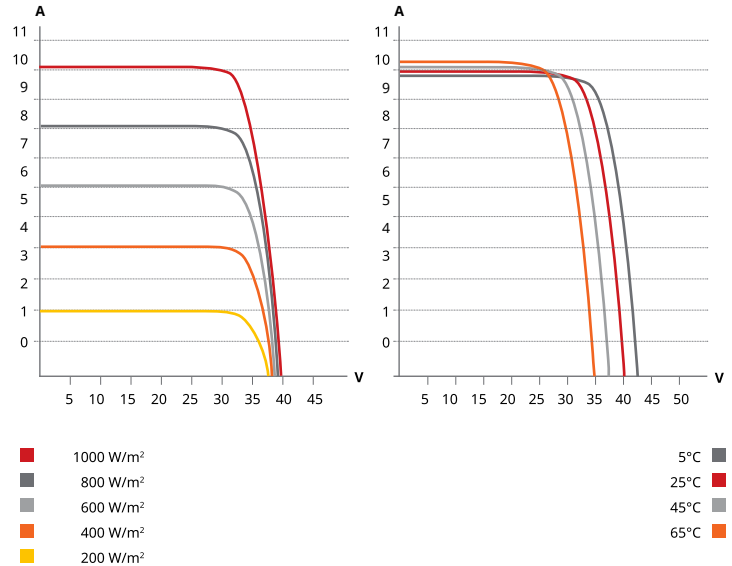
### Frame Cross Section A-A



### Mounting Hole



## CS3K-315MS / I-V CURVES



## ELECTRICAL DATA | STC\*

CS3K	315MS	320MS	325MS	330MS
Nominal Max. Power (Pmax)	315 W	320 W	325 W	330 W
Opt. Operating Voltage (Vmp)	33.1 V	33.3 V	33.5 V	33.7 V
Opt. Operating Current (Imp)	9.52 A	9.61 A	9.71 A	9.80 A
Open Circuit Voltage (Voc)	39.9 V	40.1 V	40.3 V	40.5 V
Short Circuit Current (Isc)	10.06 A	10.14 A	10.22 A	10.30 A
Module Efficiency	18.96%	19.26%	19.56%	19.86%
Operating Temperature	-40°C ~ +85°C			
Max. System Voltage	1500V (IEC/UL) or 1000V (IEC/UL)			
Module Fire Performance	TYPE 1 (UL 1703) or CLASS C (IEC 61730)			
Max. Series Fuse Rating	30 A			
Application Classification	Class A			
Power Tolerance	0 ~ + 5 W			

\* Under Standard Test Conditions (STC) of irradiance of 1000 W/m<sup>2</sup>, spectrum AM 1.5 and cell temperature of 25°C.

## ELECTRICAL DATA | NMOT\*

CS3K	315MS	320MS	325MS	330MS
Nominal Max. Power (Pmax)	235 W	239 W	243 W	246 W
Opt. Operating Voltage (Vmp)	30.7 V	30.9 V	31.1 V	31.3 V
Opt. Operating Current (Imp)	7.65 A	7.73 A	7.80 A	7.88 A
Open Circuit Voltage (Voc)	37.5 V	37.7 V	37.9 V	38.1 V
Short Circuit Current (Isc)	8.11 A	8.18 A	8.24 A	8.31 A

\* Under Nominal Module Operating Temperature (NMOT), irradiance of 800 W/m<sup>2</sup>, spectrum AM 1.5, ambient temperature 20°C, wind speed 1 m/s.

## MECHANICAL DATA

Specification	Data
Cell Type	Mono-crystalline
Cell Arrangement	120 [2 X (10 X 6)]
Dimensions	1675 X 992 X 35 mm (65.9 X 39.1 X 1.38 in)
Weight	18.5 kg (40.8 lbs)
Front Cover	3.2 mm tempered glass
Frame	Anodized aluminium alloy
J-Box	IP68, 3 bypass diodes
Cable	4 mm <sup>2</sup> (IEC), 12 AWG (UL)
Cable Length	1160 mm (45.7 in)
Connector	T4 series
Per Pallet	30 pieces
Per Container (40' HQ)	840 pieces

\* For detailed information, please contact your local Canadian Solar sales and technical representatives.

## TEMPERATURE CHARACTERISTICS

Specification	Data
Temperature Coefficient (Pmax)	-0.37 % / °C
Temperature Coefficient (Voc)	-0.29 % / °C
Temperature Coefficient (Isc)	0.05 % / °C
Nominal Module Operating Temperature	41 ± 3°C

## PARTNER SECTION



\* The specifications and key features contained in this datasheet may deviate slightly from our actual products due to the on-going innovation and product enhancement. Canadian Solar Inc. reserves the right to make necessary adjustments to the information described herein at any time without further notice. Please be kindly advised that PV modules should be handled and installed by qualified people who have professional skills and please carefully read the safety and installation instructions before using our PV modules.